


## TOP FLOOR MAIN SCHOOL BUILDING


## NEW BUILDING



**NOTES:** From the Top floor corridor (Chemistry), pupils on the SCIENCE side of the school building should follow the arrows to the **central DOWN stairs** to access the Middle floor and down again to access Biology and Technology on the Ground floor. For Physics they **must** continue to the **UP stairs at Technology** to access the Middle floor. Pupils stay on the Top floor to access the LIFT, Junior Science rooms, Computing, History, RS, Geography, Art & MIA. Please note that the stairs from Junior Science are **DOWN stairs only** (which are also used to access PE, Music & the Assembly Hall/Canteen). From the Top floor corridor on the LANGUAGES side of the school building, pupils should follow the arrows and use the first set of **DOWN stairs** to access the Maths corridor or outside to the Sixth Form Centre. Pupils in Geography (except Rm107-108) & ART should follow the arrows and use the **DOWN stairs in the new build** to access lessons in HE & Mod. Lang. and Maths on the Middle floor.

## MIDDLE FLOOR MAIN SCHOOL BUILDING

## NEW BUILDING



**NOTES:** **The Staffroom corridor is now OUT OF BOUNDS for all pupils\***. The Middle foyer is a **CROSS OVER AREA** to allow access to the toilets, Library and A35 from either side of the school. **The Mod. Lang. door is an EXIT only door.** From the Ground floor, access the Middle floor on the LANGUAGES side of the school building via the **central UP stairs** from the Front foyer. From the Sixth Form Centre, an **alternative route** is to move around the rear of the new building and use the **IN door entrance at HE**. To access the any floor on the SCIENCE side of the school building travel via the Biology corridor and use the UP stairs at Technology. These **UP stairs** can also be accessed via the **back quad IN door**.

## GROUND FLOOR MAIN SCHOOL BUILDING



TUNNEL DOOR (EXIT ONLY)



**NOTES:** **The FRONT FOYER & LINK are CROSS OVER AREAS** to allow access to the Front Office & Accounts Office. To access the Assembly Hall, Canteen, Gym, PE and Music pupils should travel via the LINK and use the **UP stairs from the BOYS LOCKERS**. From the LINK, use the Front foyer to access English and use the Biology corridor and the **Technology UP stairs** to access each floor on this side of the school. Alternatively, cross the back quad and enter the building via the IN door at Technology. From English, use the **OUT door in the tunnel** to return to the LINK and use the **central UP stairs to access the Top floor**. Travel on via the **either of the DOWN stairs** to access the Middle floor.

## SIXTH FORM CENTRE: SOCIAL AREA

Sixth Form are asked to adopt a **ONE WAY SYSTEM** in the Sixth Form Centre and adhere to social distancing in Social time.

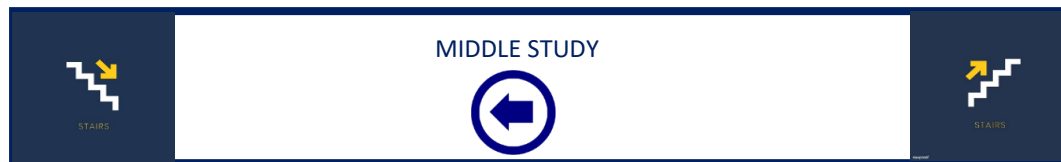


**OUT DOOR (into quad)**

**IN DOOR (from quad/tunnel)**

**NOTES:** Sixth Form students are asked to **ENTER** the Sixth Form Centre via the **IN door** (remembering to register with their fingerprint) and leave by the **OUT door** each time. Sports players/Musicians & Choir members coming from S&C/practice/rehearsals in the morning should access the 6FC via the PE corridor and the DOWN stairs to the Fingerprint registration at the OUT door.

## SIXTH FORM CENTRE: MIDDLE STUDY



**NOTES:** Sixth Form students are asked to access Middle Study via the **UP stairs** and **EXIT** via the **DOWN stairs** each time. Access to the 6FC is also possible via the PE corridor and the **IN door opposite PE**. **Please note that the PE door is an EXIT only door.**

## SIXTH FORM CENTRE: UPPER STUDY

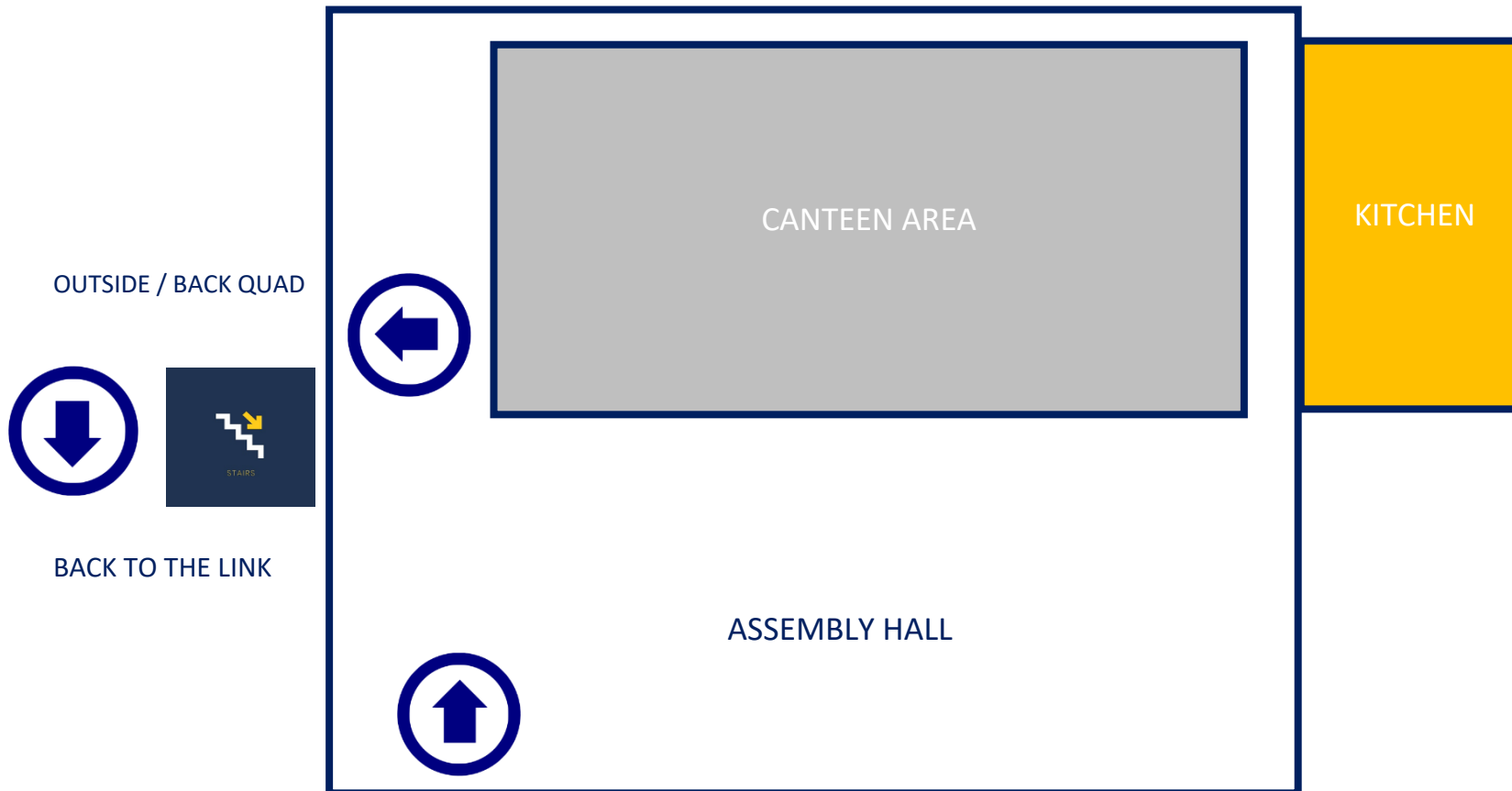


**NOTES:** Sixth Form students are asked to access Upper Study via the **UP stairs** and EXIT via the **DOWN stairs** each time.



## ASSEMBLY HALL & CANTEEN AREA

Pupils are reminded to follow the arrows & instructions in the CANTEEN AREA.



**NOTES:** Pupils are reminded to enter the Assembly Hall / Canteen via the main IN doors.

Pupils should move via the UP stairs at the BOYS' LOCKERS from the LINK. Please EXIT the Canteen via the 2 OUT doors and the DOWN stairs at the GIRLS' LOCKERS and into the back quad to the LINK.



## PE & MUSIC

Pupils are reminded to follow the arrows to access their PE & Music lessons. Access to these corridors is via the **UP stairs at the BOYS' LOCKERS** from the LINK.

