

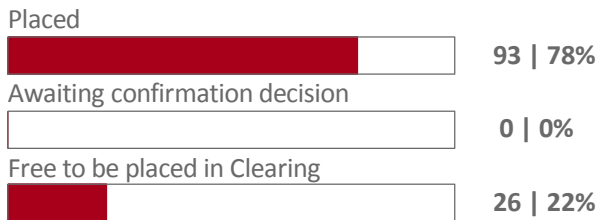
Monthly Key Statistics Report – 2020

14023 The Wallace High School

Key Statistics Report as of 1st October 2020 for your 2020 main scheme applicants.

Applicants Total Applicants 119	Acceptance Rate Applicants (Percent of total) 93 (78%)	Offer Rate (Applicant level) Applicants (Percent of total) 118 (99%)	Offer Rate (Choice level) Choices (Percent of total) 479 (84%)
--	---	---	---

Applicant status



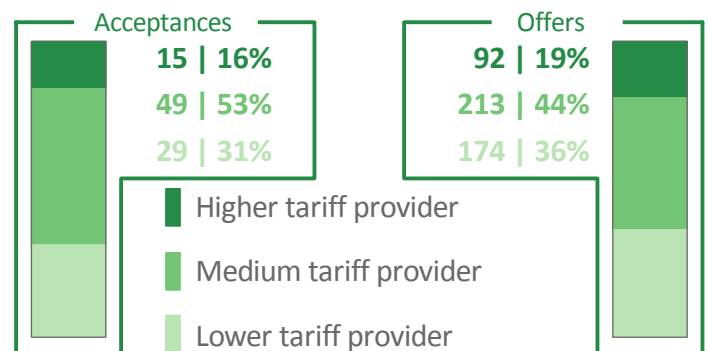
Applicant total offers count



Provider decisions – choices




Provider tariff groups



Provider decisions – acceptances



Applicant reply – acceptances



Most applications

Provider | Applications | % of total

Queen's University Belfast	189	33%
Ulster University	148	26%
University of Dundee	19	3%

Most offers

Provider | Offers | % of total

Queen's University Belfast	170	35%
Ulster University	138	29%
Newcastle University	16	3%

Most acceptances

Provider | Acceptances | % of total

Queen's University Belfast	43	46%
Ulster University	25	27%
Newcastle University	3	3%

Technical notes and definitions

Applications

Application is defined as a choice to a course in higher education through the UCAS main scheme. Each applicant can make up to five choices, which was reduced from six in 2008.

Applicant

A person who has made an application in the UCAS system during the cycle reported. This includes those who submit applications for deferred entry.

Acceptance / Placed applicant

An applicant who at the end of the cycle has been placed for entry into higher education.

Acceptance rate

The number of acceptances divided by the number of applicants.

Main scheme

The main UCAS application scheme through which up to five providers/courses can be applied to. This opens in September and closes to new applications on 30 June the following year.

Offers (Choice level)

The number of main scheme applicant choices which have received an offer as captured at 30 June deadline.

Offers (Applicant level)

The number of main scheme applicants holding at least one offer as captured at 30 June deadline.

Offer Rate (Applicant level)

The number of main scheme applicants holding at least one offer divided by the number of main scheme applicants as captured at 30 June deadline.

Offer Rate (Choice level)

The number of main scheme applicant choices which have received an offer divided by the number of main scheme applicant choices as captured at 30 June deadline.

Choice

An applicant's application to a course at a provider.

Provider decision

Applications are referred to providers who consider the application and return a decision. The decision can be to make an offer (conditional or unconditional) or to reject the application. Applications that are yet to receive a decision are classified as 'Other'. In this report, if an application is withdrawn, it is classified as 'Reject'.

Applicant reply

When an applicant receives an offer to their application, they may respond by setting the offer as the 'Firm' choice, 'Insurance', or to 'decline' the offer. If an applicant received at least one offer, they may choose at most one to be their Firm, at most one to be their Insurance choice if they have at least two offers, and other offers must be declined. Applicant replies are reported as captured at 30 June deadline.

Provider tariff group

The grouping of providers based on the average levels of attainment of their accepted applicants (summarised through UCAS Tariff points) in a period of application cycles spanning from 2004 to 2011. Each group of providers accounted for around a third of all UK 18 year old acceptances in these cycles, with the following categories: 'Higher tariff', 'Medium tariff' and 'Lower tariff'.

Applicant status

Indicates whether the applicant has either been placed, holds an offer which they have set as a firm or insurance choice but have not yet met the conditions for, or are otherwise free to be placed in Clearing.